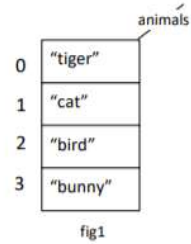


Java built-in Arrays (also known as Vectors or Lists)

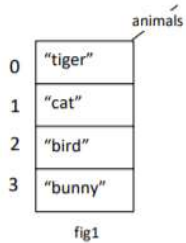
Interactive Exercise
v100

Question 1



1. Create the animals list shown in fig 1.

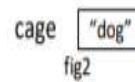
Question 1



1. Create the animals list shown in fig 1.

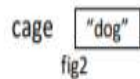
```
String[] animals = new String[4];
animals[0] = "tiger";
animals[1] = "cat";
animals[2] = "bird";
animals[3] = "bunny";
```

Question 2



3. Assign "dog" to the string variable cage.

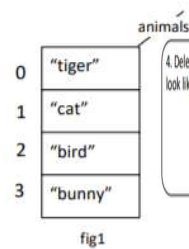
Question 2



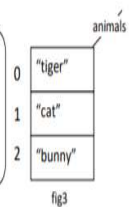
3. Assign "dog" to the string variable cage.

```
String cage = "dog";
or
String cage;
cage = "Dog";
```

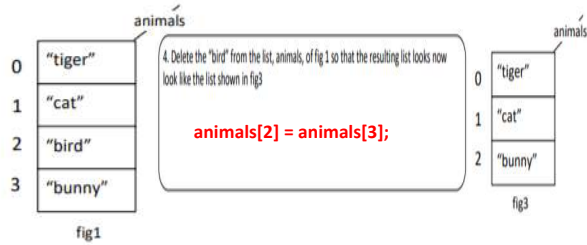
Question 3




4. Delete the "bird" from the list, animals, of fig 1 so that the resulting list looks now look like the list shown in fig3



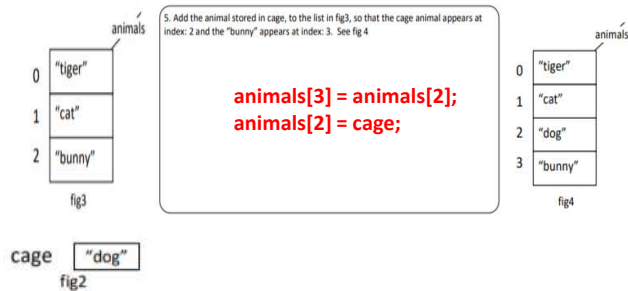
Question 3



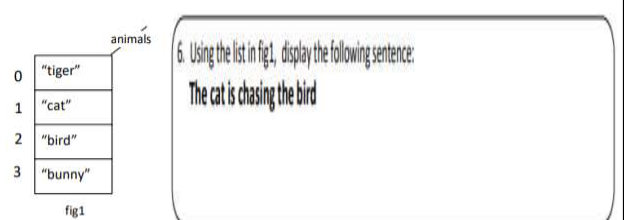
Question 4



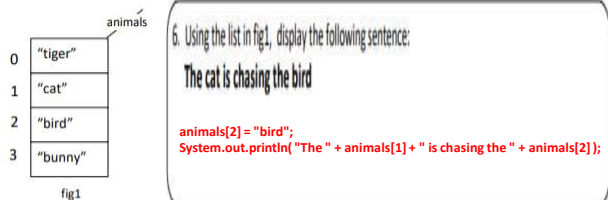
Question 4



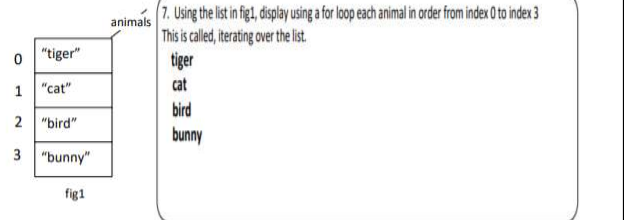
Question 5



Question 5



Question 6



Question 6

| | |
|---|---------|
| 0 | "tiger" |
| 1 | "cat" |
| 2 | "bird" |
| 3 | "bunny" |

fig1

7. Using the list in fig1, display using a for loop each animal in order from index 0 to index 3. This is called, iterating over the list.

```
tiger
cat
bird
bunny
for(int i=0; i< animals.length; i++)
{
    System.out.println(animals[i]);
}
```

Question 7

| | |
|---|---------|
| 0 | "tiger" |
| 1 | "cat" |
| 2 | "bird" |
| 3 | "bunny" |

fig1

How to you change your array from fig 1 to fig 4?

| | |
|---|---------|
| 0 | "tiger" |
| 1 | "cat" |
| 2 | "dog" |
| 3 | "bunny" |

fig4

Question 7

| | |
|---|---------|
| 0 | "tiger" |
| 1 | "cat" |
| 2 | "bird" |
| 3 | "bunny" |

fig1

How to you change your array from fig 1 to fig 4?

```
animals[2] = "dog";
```

| | |
|---|---------|
| 0 | "tiger" |
| 1 | "cat" |
| 2 | "dog" |
| 3 | "bunny" |

fig4